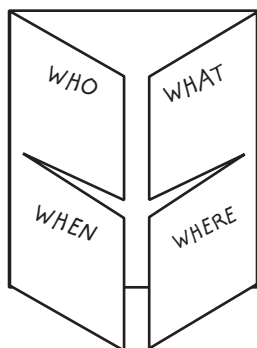


Renaissance and Reformation, 1350-1600

TOPIC SUMMARY

The Renaissance describes a new age of human achievement in the arts and sciences. At the same time, religious reformers, such as Martin Luther, sought to reform the Catholic Church. Their ideas and actions brought about the Protestant Reformation. Different forms of Protestantism arose throughout Europe, and the Catholic Church responded with renewed vigor.

Identifying

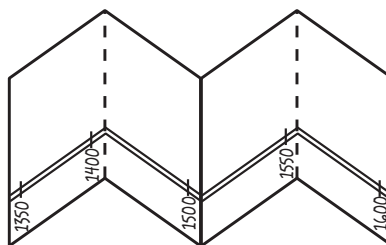


Four-Door Book

Have students make and use this Four-Door Book to explore the Protestant Reformation. As students read the related text, have them record dates, events, places, and ideas under the tabs labeled *Who*, *What*, *When*, and *Where*. Encourage students to add facts about other leaders of the Protestant Reformation, noting their names on the front of the Foldable.

Materials Needed: one sheet of 8.5" x 11" paper and scissors

Sequencing

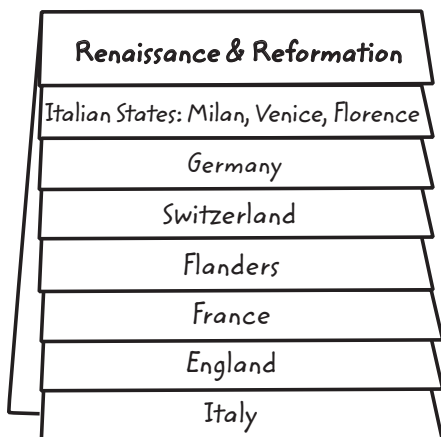


Accordion Book

Students can create a usable time line by using an Accordion Book Foldable. Have students read the related text and create a time line of the significant events, people, places, and ideas of the Renaissance and Reformation, using this Foldable. Have students conduct additional research and add four entries to the time line for each period of time.

Materials Needed: one sheet of 11" x 17" paper

Analyzing



Layered-Look Book

Have students create this Layered-Look Book to analyze how the Renaissance and Reformation affected various parts of Europe. Students should include the effects of the Renaissance and Reformation on the Italian states (Milan, Venice, and Florence), Germany, Switzerland, Flanders, France, England, and Italy. Students should label each of their effects as *Renaissance* or *Reformation*.

Materials Needed: four sheets of 8.5" x 11" paper and a stapler or glue