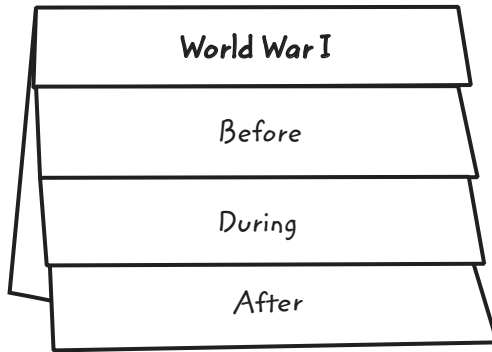


War and Revolution, 1914-1919

TOPIC SUMMARY

The carnage of World War I was unlike anything the world had previously experienced. Thousands died during this war of attrition. Airplanes and airships were used for the first time in battle. When the war ended, the peace settlement required the defeated countries to pay heavy reparations to the victors. The resentment and anger caused by these reparations was one of the factors leading to World War II.

Organizing




Layered-Look Book

Have students make a Layered-Look Book to organize the important events, places, and people before, during, and after World War I. Encourage students to conduct research and add information to each layer of the book.

Materials Needed: two sheets of 8.5" x 11" paper and a stapler or glue

Sequencing

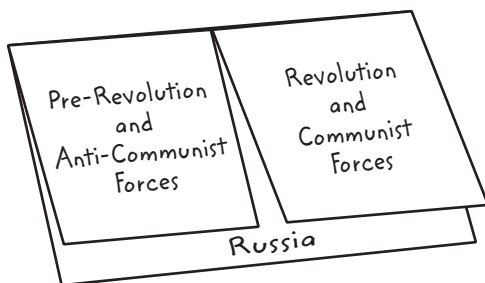


Three-Tab Book

Students can make and use this Three-Tab Book to sequence events that occurred during World War I. Have students list facts related to 1914-1915, 1916-1917, and 1918-1919. Facts should focus on key leaders, places, and important turning points of each period of the war.

Materials Needed: one sheet of 8.5" x 11" paper and scissors

Analyzing



Two-Tab Book

Students should read the text material related to the Russian Revolution. To organize their reading, ask students to make and use a Two-Tab Book. Under one tab, they should record the political, social, and economic events that led up to the revolution. Under the other tab, they should record the political and military events that brought the Communists to power.

Materials Needed: one sheet of 8.5" x 11" paper and scissors