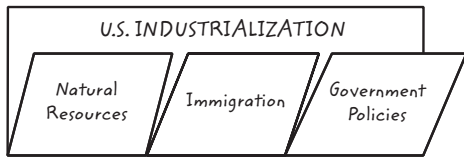


# Industrialization

## TOPIC SUMMARY

Industrialization may well be the most important historical transition for any society. When a society changes from a rural to an industrial economy, almost every aspect of the society is affected—for example, a country’s economic wealth, its urbanization, the make-up of different social classes, the role of family members, and educational opportunities. In the United States the greatest impact of the Industrial Revolution came after the Civil War.

### Categorizing Factors in the American Industrial Revolution.

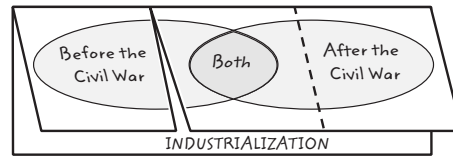


#### 📌 Concept-Map Book

Have students address the factors that promoted industrialization in the United States by creating a Concept-Map Foldable. The students should review their text on the topic and list as many factors as they can, such as this nation’s rich natural resources, or large immigrant workforce. Inside their concept book, they should elaborate on each factor. A second Concept-Map Foldable could be made to accommodate more than three factors promoting industrialization.

**Materials Needed:** one sheet of 8.5" by 11" paper.

### Analyzing Organizations

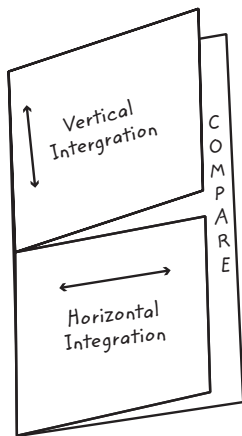


#### 📌 Three-Tab Book

Students should review their text on how the Civil War transformed the nature of industry in the United States. They can promote their analytical thinking by creating a Three-Tab foldable with a Venn diagram. Elements of industry before the Civil War can be listed under one tab, elements of industry after the Civil War under another, and shared industrial or economic elements under the middle tab.

**Materials Needed:** one sheet of 8.5" by 11" paper.

### Compare and Contrast



#### 📌 Two-Tab Book

In the highly competitive environment of late 19th-century business, big businesses merged to dominate the market for their products. Have students create a Two-Tab Foldable to highlight the two major ways mergers were accomplished: horizontal and vertical integration. Underneath each tabs, students should write a brief definition of each merger type, along with a small organizational chart to represent its organization.

**Materials Needed:** one sheet of 8.5" by 11" paper.