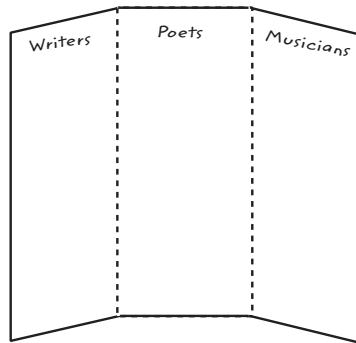


Jazz Age

TOPIC SUMMARY

The Jazz Age, or the “Roaring Twenties,” was filled with cultural and social change. Often, it was the younger generation who promoted change. Disillusioned by the war, many set out to express their freedom from older values. This feeling was visible in the dress of the “flapper,” but also in music, art, and literature. The Harlem Renaissance among African Americans is one important part of Jazz Age changes. All these cultural changes made rural and small town Americans uncomfortable. They saw the freer lifestyle as immoral and their resistance was expressed in the Prohibition movement, in religious fundamentalism, and in a Ku Klux Klan revival.

Categorizing the Harlem Renaissance




Trifold Book

Have students create a Trifold Book to present a brief biography, with artistic works, of major figures in the Harlem Renaissance under the category of writers, poets, and musicians. Students may want to expand on their entries by searching on the Internet.

Materials Needed: one sheet of 8.5" by 11" paper.

Explaining the Scopes Trial

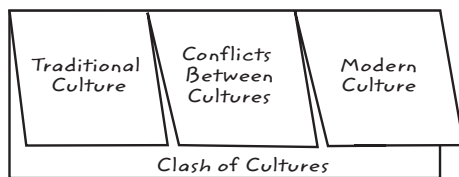


Four-Door Book

Students can make their understanding of 1920s fundamentalism more concrete by creating a Foldable on the 1925 Scopes trial. In a Four-Door Book, students should use the labels of *Who*, *What*, *When* and *Why* to list as many explanatory facts as possible on the Scopes trial. For example, under *Who*, students would list important people involved, such as the defendant, the defense counsel, and the prosecutor, with brief identifications.

Materials Needed: one sheet of 11" by 17" paper, scissors.

Describing the Clash of Cultures



Three-Tab Book

Students should be introduced to the overall theme of the clash between the older, bourgeois culture and Jazz Age values. They should take notes with this focus as they read the text. They will then be able to creating a Three-Tab Foldable.

Characteristics of the traditional culture (for example, work and duty) and of the modern culture can be listed under the two outer tabs. Events and developments that reflect this clash should be under the middle tab.

Materials Needed: one sheet of 8.5" by 11" paper, scissors.